

CHEMBOX

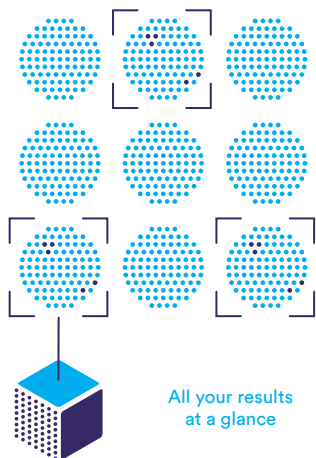
by Chemlys

CHEMBOX

Exploring your Micro GC Fusion® datas

Beyond the performances of Micro GC Fusion®, the data processing is essential for your applications. This step is often time-consuming for big volumes of data generated by continuous analysis.

Features



Dynamic charts

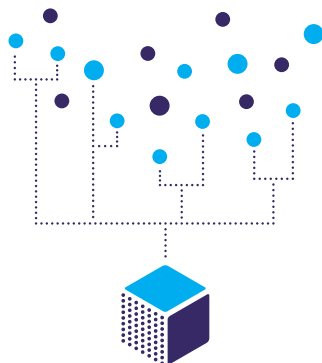
CHEMBOX allows you to create graphics updated in real time. Over time, follow the variations of all the available parameters of the Micro GC Fusion® (concentration, area, retention time) but also of external sensors or calculated values.


At a glance, **CHEMBOX** informs you about the state of your process: zoom in the graphics, access the chromatogram directly from the trend curve: no more laborious exporting in your spreadsheet!

If you have a multiposition valve, **CHEMBOX** automatically creates graphs per sampling stream.

Create your personalized calculations

Thanks to our customizable formula editor, you can perform calculations from all available data (analytical results, external sensors) directly in **CHEMBOX** and integrate these results into your graphs. No need for a posteriori reprocessing of your data. Everything is available, simply.



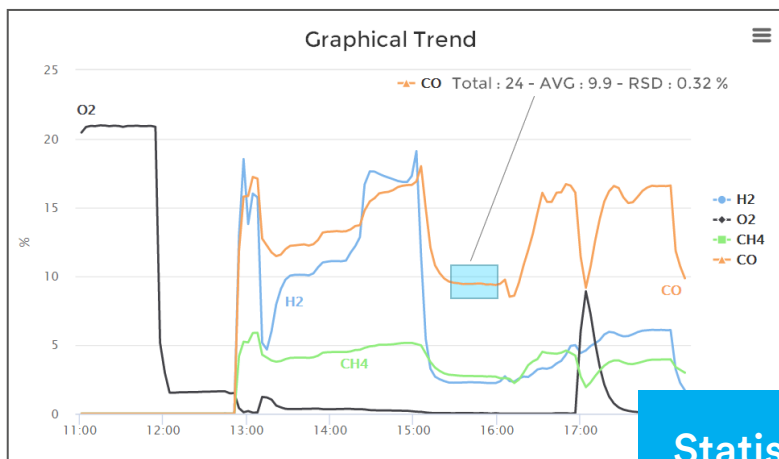


All data centralized for automatic and integrated processing.

Acquisition of external sensors

Does your experience integrate different sensors? Simply import (via Modbus TCP / IP) your external data and turn your **CHEMBOX** into a monitoring dashboard with all your data displayed in one place.

No more tables to export, and no more hours to compare. Display your data (Temperatures, Flowmeters, Hygrometers, other analyzers) in the form of graphs with your data from Micro GC Fusion®. And of course, perform calculations from that data!



Statistics

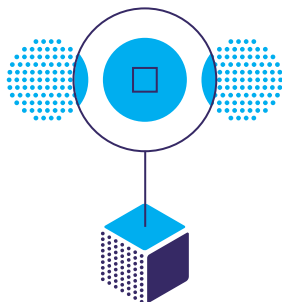
DIRECTLY AVAILABLE
ON THE GRAPH
AND DYNAMICALLY
CALCULATED BASED
ON ZOOM:
AVERAGE DATA,
AND STANDARD
DEVIATION (% RSD)

Data management, archiving and mass deletions

The Micro GC Fusion® generates a lot of data. **CHEMBOX** allows you to easily archive analysis (filtered by method or date) by creating compressed files that you can easily re-import later if needed. Did you delete by mistake? Do not panic! **CHEMBOX** save deleted analyzes for you!

Automatic backflush time adjustment

Your Micro GC Fusion® has a module with a backflush injector. Let your **chemBOX** do it! With just a few clicks, **chemBOX** will adjust your backflush time in a repeatable manner, without wasting your time. After tuning, a report is available and your method is ready to use!



Benefits

- WITHOUT INSTALLATION. LIKE MICRO GC FUSION®, A SIMPLE BROWSER AND GO!
- SAVE TIME AND SIMPLIFY DATA MANAGEMENT AND PROCESSING OF YOUR ANALYZER.
- PRODUCT DEVELOPED BY CHEMLYS, NEW FEATURES AVAILABLE BY SIMPLE UPDATE.
- ETHERNET AND WIFI CONNECTIVITY.

Micro GC Offline tool to work on your data without the Micro GC Fusion®

Once synchronized, **chemBOX** is a great offline working tool. Access all your data, your chromatograms, reprocess them as in the laboratory.

Personalized analysis report with chromatogram and method parameters

From a point on the graph or from a dynamic search in your data, generate your complete analysis report. You can zoom on the chromatogram before exporting to PDF or printing. To go further, the advanced report option allows you to customize the sections, add your company logo, etc.



chemLYS
Creative chromatography

4 rue Roger Planchon, 69200 Vénissieux
www.chemlys.com
contact@chemlys.com